

Kathryn A. Martin Library

ANNUAL REPORT

2016-2017 | A YEAR IN REVIEW

“Library services is able to provide me with all of the resources that I need to complete my research and more. I always walk away feeling better than when I came in.”

Research Help

Research Help Transactions:
Drop-in & Appointment

4,969



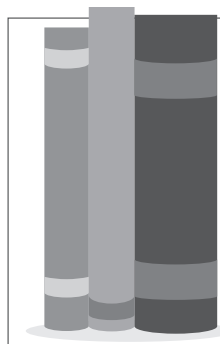
Total Attendance
At Class
Presentations

8,493

Research and Learning
Class Presentations

364

Collections

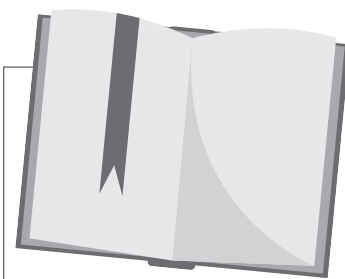


Total Physical Collection

336,822

Total Digital Collection

804,339



Books (Title Count)

306,518



E-Books

485,781

Serials

Digital and Physical
109,924



Media
Digital and Physical

63,476

“I appreciate that the librarians take time and go to classes to talk to students. Often times I forget about using all of the resources that are available to me.”

Facility

4 floors in the main building
and 2 floors in the Annex.

2 Designated
Quiet Floors

Group Study
Rooms **21**

Total Seating
1500

User Visits

601,736

Virtual Visits
To Library Website

226,136

Items Circulated
Physical

24,011

Digital

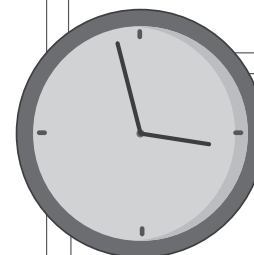
474,974

Group Study Rooms
Use Of 21 Rooms

15,341

Hours Open
Per Week **94**

“I appreciate the friendliness with the services, everyone that I talked to was inviting and seemed eager to help.”




Staff & Budget

Library Director
Matt Rosendahl

Staff
25 FTE

Student Staff
5.5 FTE



Total Library Budget
\$3,459,898

Acquisitions Budget
\$1,399,410



Library Hosted Events



Student Events

Bulldog Welcome Week (BWW) Photo Contest, Stress-Less Week, Game Nights...etc.

Total Number Of Attendees **12,074**

“Freshman year, I went to the board game and craft night, and it was super helpful in making me feel comfortable at UMD, and specifically about going upstairs in the library.”